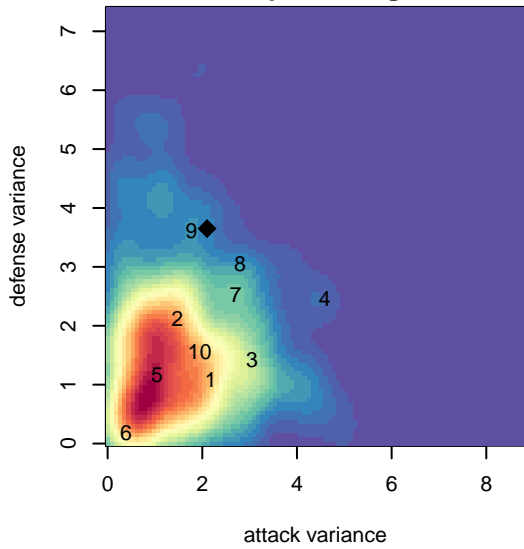
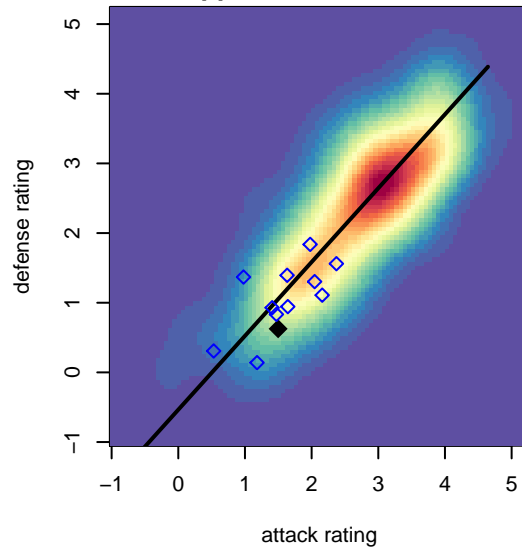


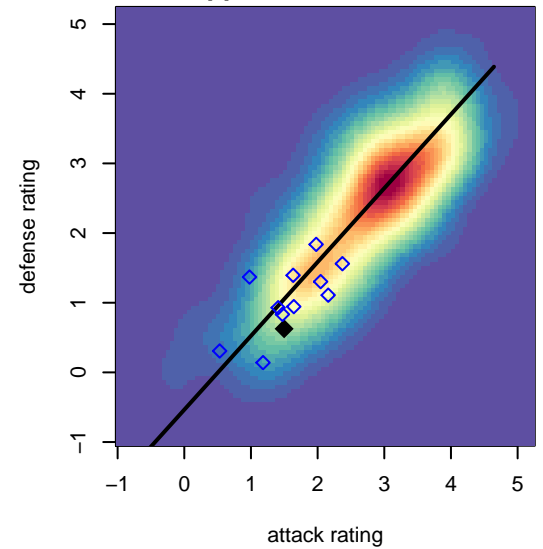
**attack and defense variance (black dot)
relative to other teams
and top 10 in region**



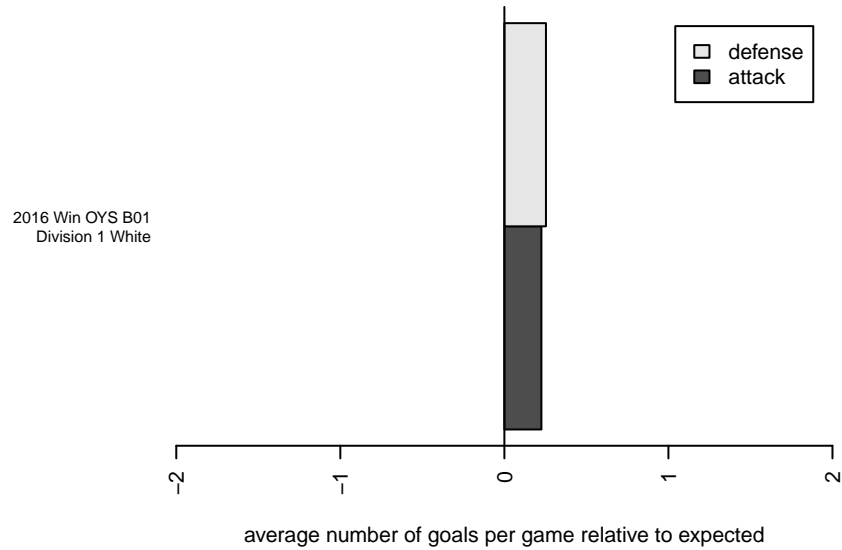
**attack and defense rating
relative to others at age
and all opponents in last 13 months**



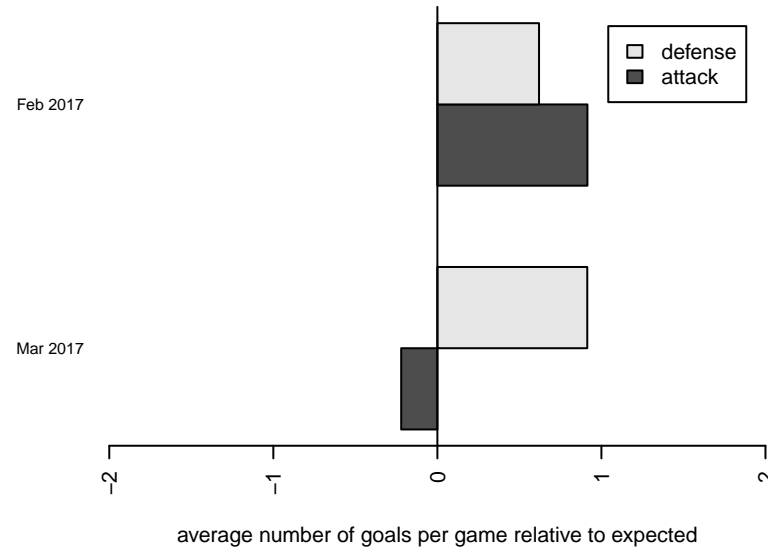
**attack and defense rating
relative to others at age
and all opponents in last 13 months**



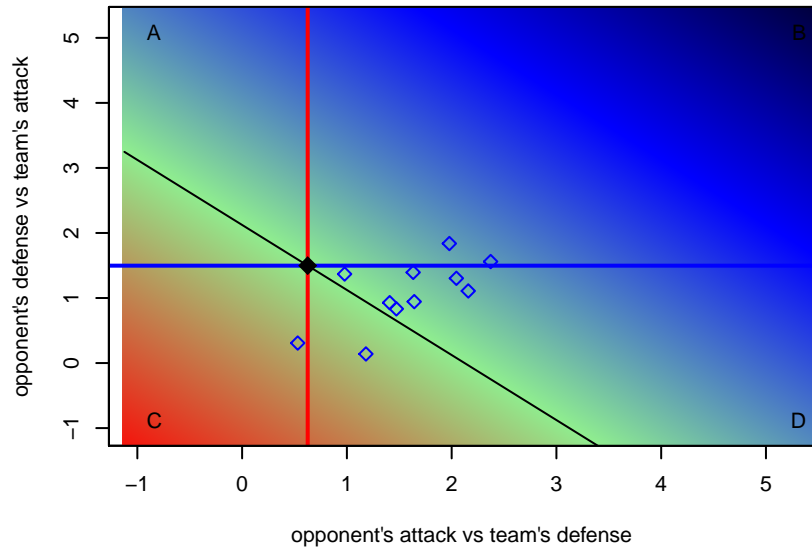
Performance relative to 13 month average



Performance relative to 13 month average



Distribution of opponents
 Red = Lose zone, Blue = Win zone, Green = Even
 Black line separates win/lose zones



lot. A=Neither has attack advantage, B=Opponent has both attack and defense advantage, C=Opponent has both attack and defense disadvantage, D=Both have

date	home		away		venue	pred.home	pred.away
2017-04-22	BSC Portland White B01	1	PCU Red B01	3	2016 OYS Presidents Cup B01	2.08	2.30
2017-04-08	Columbia United Hermiston Heat B01	7	BSC Portland White B01	0	2016 OYS Presidents Cup B01	5.16	1.17
2017-03-19	BSC Portland White B01	6	PCU Black B01	0	2016 Win OYS B01 Division 1 White	3.11	0.85
2017-03-18	Bend FC Timbers Black B01	0	BSC Portland White B01	2	2016 Win OYS B01 Division 1 White	1.84	4.05
2017-03-12	BSC Portland White B01	1	Thelo United B01	3	2016 Win OYS B01 Division 1 White	1.97	2.97
2017-03-05	ETFC Valencia Red B01	3	BSC Portland White B01	0	2016 Win OYS B01 Division 1 White	4.00	0.75
2017-02-26	PCU Red B01	0	BSC Portland White B01	3	2016 Win OYS B01 Division 1 White	2.30	2.08
2017-02-19	BSC Portland White B01	2	Westside Timbers Mundial B01	6	2016 Win OYS B01 Division 1 White	1.23	4.02
2017-02-11	Westside Timbers Copa TS B01	2	BSC Portland White B01	3	2016 Win OYS B01 Division 1 White	2.69	1.86
2017-02-04	NEU Lazio Blue B01	0	BSC Portland White B01	2	2016 Win OYS B01 Division 1 White	1.47	1.17
2017-01-29	BSC Portland White B01	2	FC West Vipers B01	7	2016 Win OYS B01 Division 1 White	1.04	2.66
2017-01-28	BSC Portland White B01	0	Eastside Timbers White B01	4	2016 Win OYS B01 Division 1 White	1.47	4.74